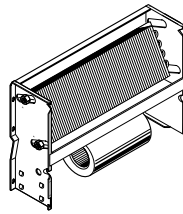
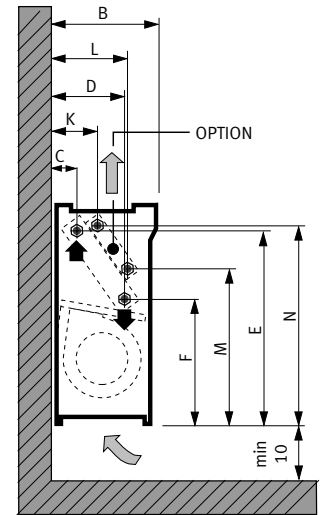
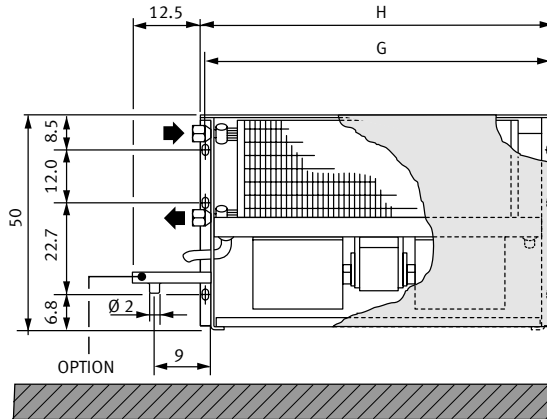


Montagehandleiding
Instructions de montage
Montagehinweis
Mounting instructions

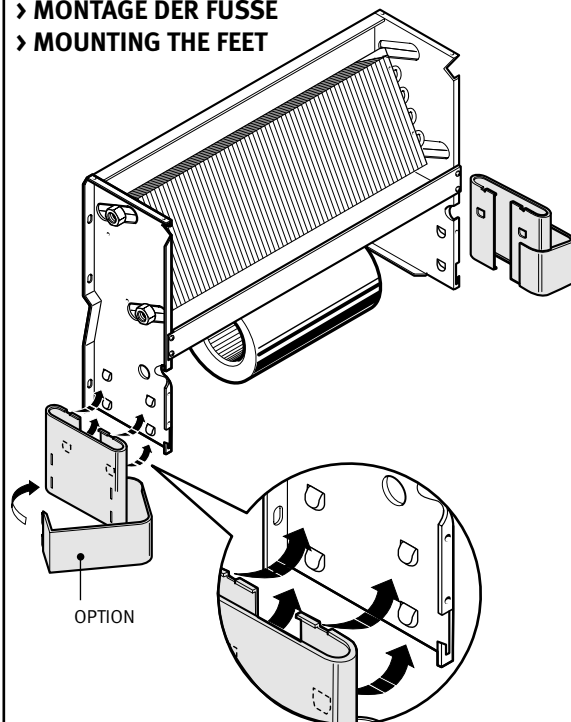


› AFMETINGEN › DIMENSIONS › ABMESSUNGEN › DIMENSIONS

TYPE	02	03	04	06	08	10
B	23.0	23.0	23.0	23.0	27.5	27.5
C	4.5	4.5	4.5	4.5	4.5	4.5
D	15.3	15.3	15.3	15.3	22.5	22.5
E	45.5	45.5	45.5	45.5	46.3	46.3
F	25.5	25.5	25.5	25.5	26.0	26.0
G	55.7	55.7	83.2	83.2	110.7	138.2
H	57.5	57.5	85.2	85.2	112.7	140.2
K	9.0	9.0	9.0	9.0	9.5	9.5
L	19.8	19.8	19.8	19.8	24.0	24.0
M	28.0	28.0	28.0	28.0	31.5	31.5
N	48.0	48.0	48.0	48.0	48.0	48.0

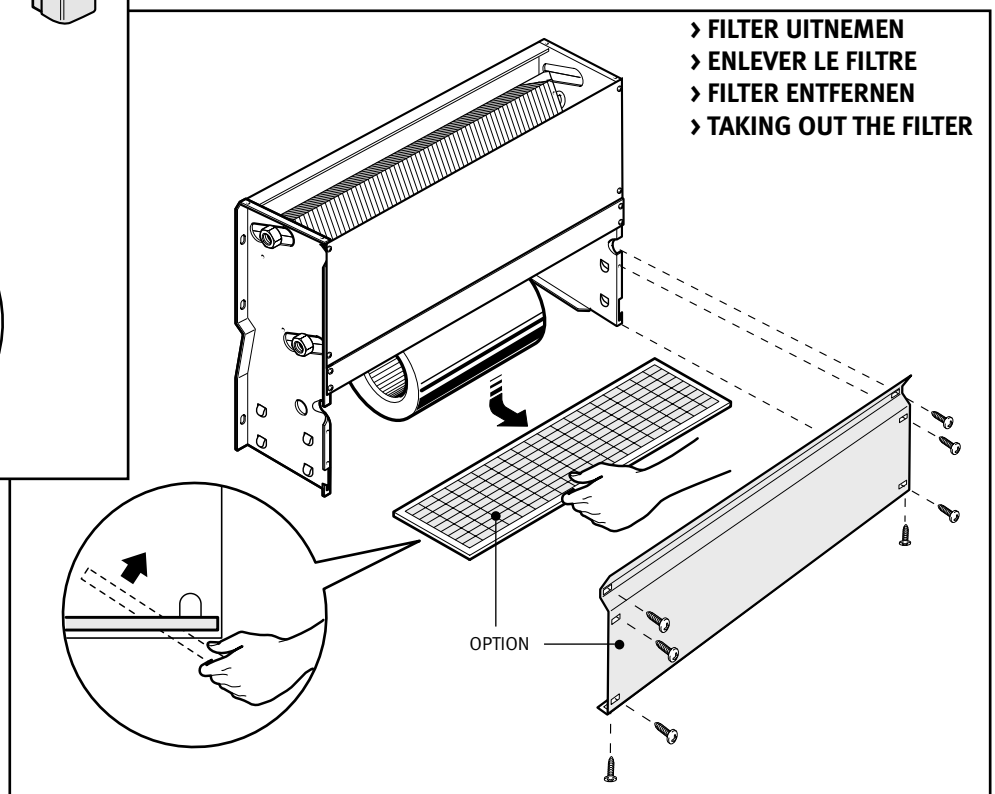


- › MONTAGE VOETEN
- › MONTAGE DES PIEDS
- › MONTAGE DER FÜSSE
- › MOUNTING THE FEET

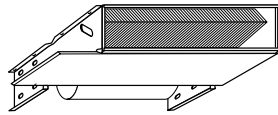


- › De warmtewisselaar is omkeerbaar (aansluiting rechts)
- › L'échangeur de chaleur est renversible (raccordement à droit)
- › Der Wärmetauscher ist umkehrbar (Anschluss rechts)
- › The heat exchanger is reversible (connection right)

- › FILTER UITNEMEN
- › ENLEVER LE FILTRE
- › FILTER ENTFERNEN
- › TAKING OUT THE FILTER



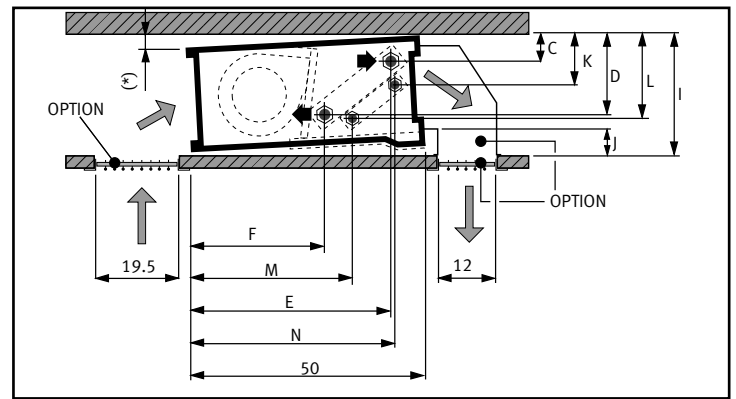
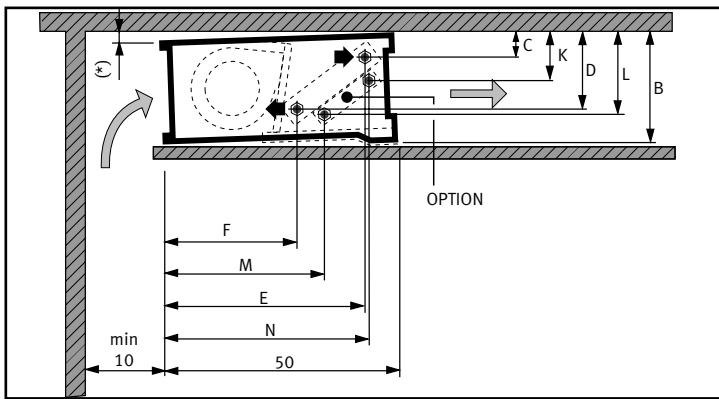
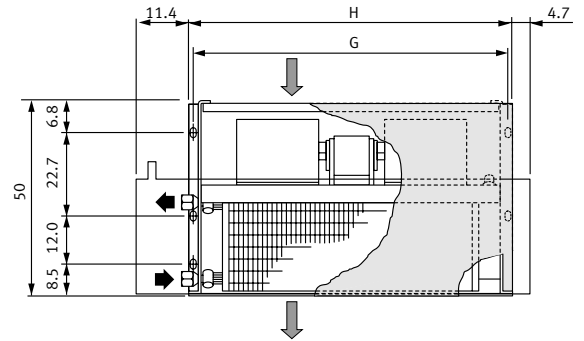
Montagehandleiding
Instructions de montage
Montagehinweis
Mounting instructions



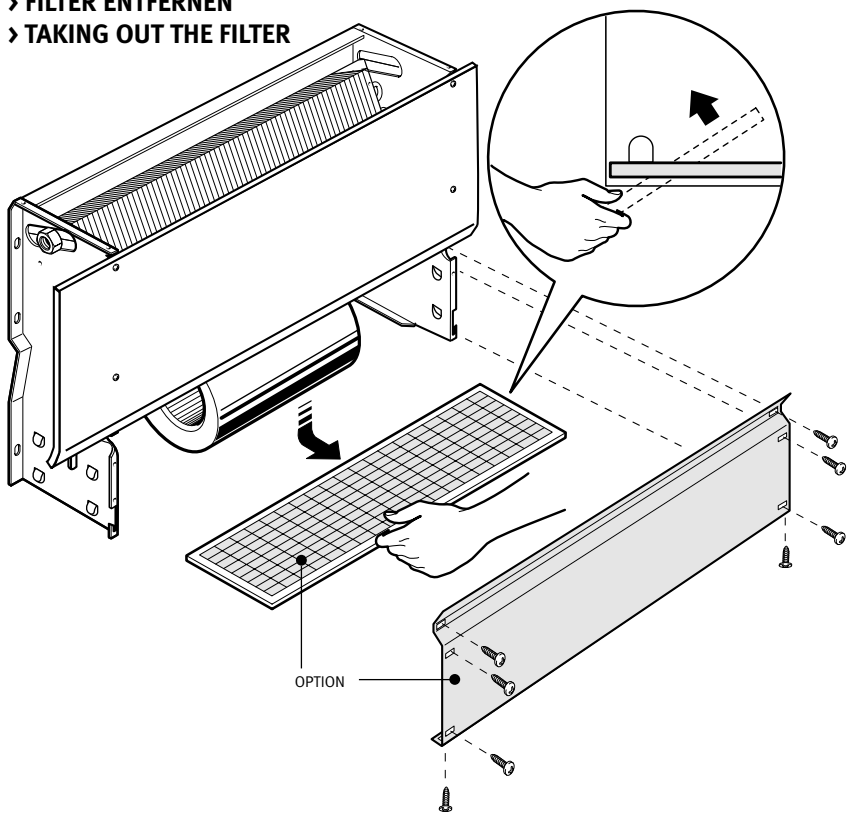
› AFMETINGEN › DIMENSIONS › ABMESSUNGEN › DIMENSIONS

TYPE	02	03	04	06	08	10
B	23.0	23.0	23.0	23.0	27.5	27.5
C	4.5	4.5	4.5	4.5	4.5	4.5
D	15.3	15.3	15.3	15.3	22.5	22.5
E	45.5	45.5	45.5	45.5	46.3	46.3
F	25.5	25.5	25.5	25.5	26.0	26.0
G	55.7	55.7	83.2	83.2	110.7	138.2
I	36.5	36.5	36.5	36.5	41.0	41.0
J	13.5	13.5	13.5	13.5	13.5	13.5
K	9.0	9.0	9.0	9.0	9.5	9.5
L	19.8	19.8	19.8	19.8	24.0	24.0
M	28.0	28.0	28.0	28.0	31.5	31.5
N	48.0	48.0	48.0	48.0	48.0	48.0

- › De warmtewisselaar is omkeerbaar (aansluiting rechts)
- › L'échangeur de chaleur est renversible (raccordement à droit)
- › Der Wärmetauscher ist umkehrbar (Anschluss rechts)
- › The heat exchanger is reversible (connection right)



- › **FILTER UITNEMEN**
- › **ENLEVER LE FILTRE**
- › **FILTER ENTFERNEN**
- › **TAKING OUT THE FILTER**



- *Het toestel licht kantelen om de afvoer van het condenswater te bevorderen.
- *Légèrement incliner l'appareil afin de faciliter l'écoulement du condensat.
- *Das Gerät leicht abschüssig montieren zum befördern des Kondensatablaufs.
- *Fit the ventilo-fan convector with a slight inclination to facilitate the drainage of the condensation water.