

Om veiligheidsredenen zijn geen muurpluggen meegeleverd. Contacteer uw speciaalzaak voor het juiste type. Vertiga dient geïnstalleerd te worden volgens de geldende nationale norm.

Pour des raisons de sécurité, les chevilles ne sont pas fournies. Contactez votre magasin spécialisé pour le bon type de cheville. L'installation du Vertiga doit être effectuée conforme aux normes d'installation nationale.

Aus Sicherheitsgründen sind kein Dübel mitgeliefert. Kontaktieren Sie Ihren Baustoffhandel für die richtigen Dübel. Vertiga muss gemäß der geltenden Landesnorm installiert werden.

For safety reasons wall plugs aren't delivered. Contact your specialist store for the right type. Install Vertiga according to the national installation standards.

OPTIE - OPTION



Code 5090.1111



Code 5090.1110



Code 5090.1119

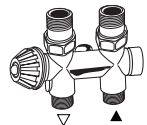
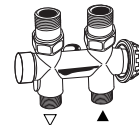


Code 5094.425

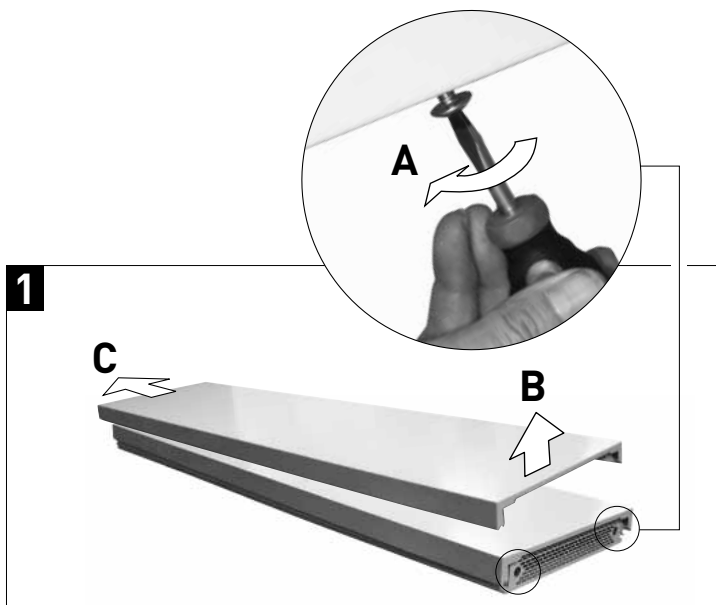


Code 5094.427

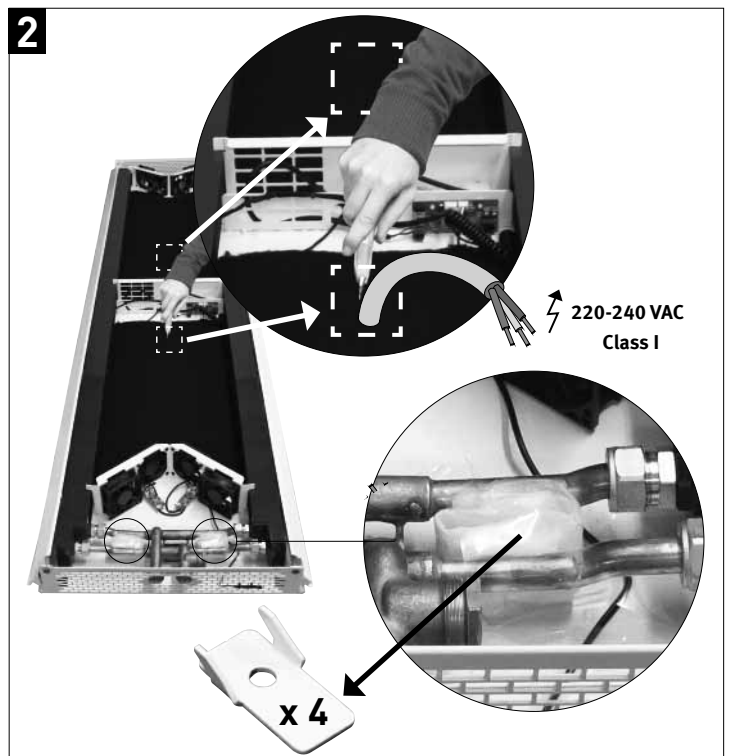
Standaard
Standard

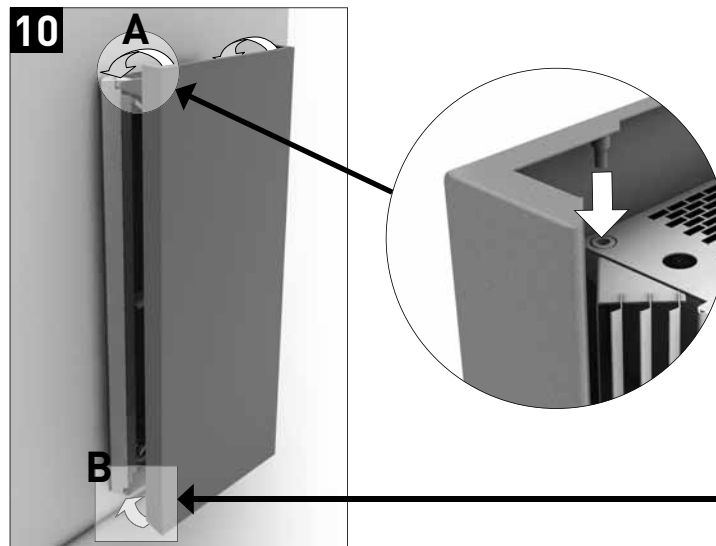
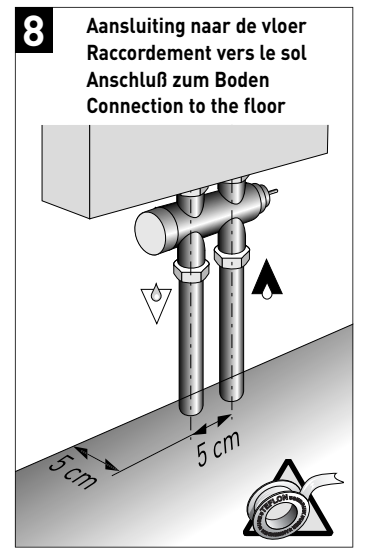
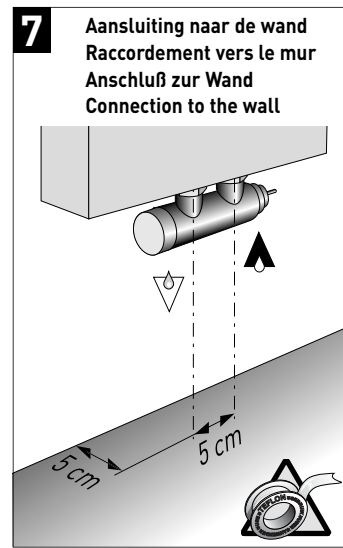

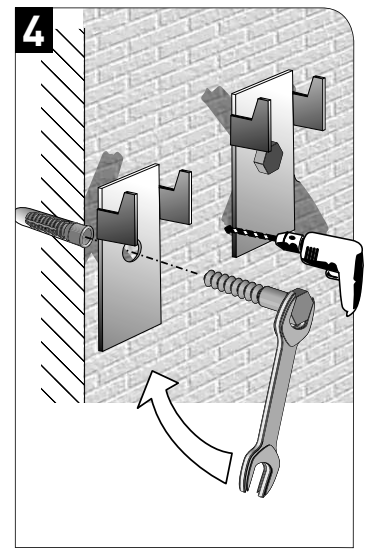
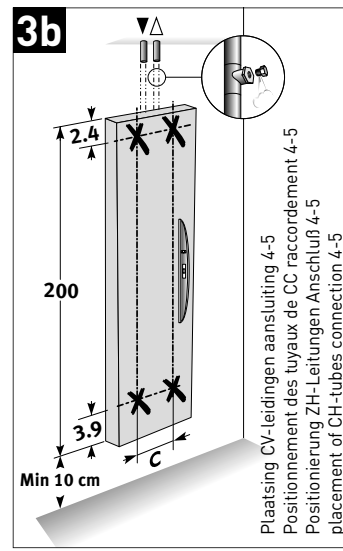
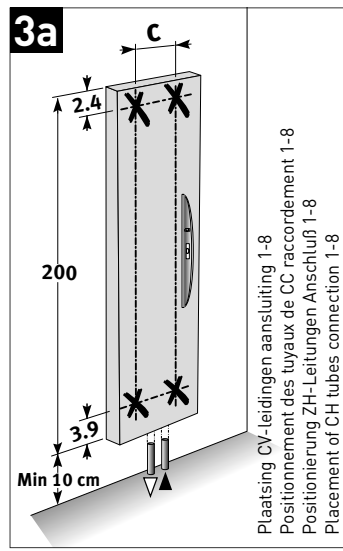
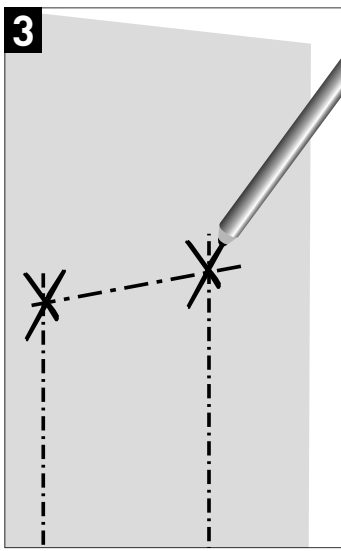


Klemkoppelingen voor ventielen: zie Jaga prijslijst.
Raccords bicônes pour vannes: voir liste des prix Jaga.
Klemringverschraubungen für Ventile: siehe Jaga Preisliste.
Sleeve couplings for valves: see Jaga price list.




2





Eenpijp-tweepijpaansluiting - Raccordement monotube-bitube
Einrohr-Zweirohranschluß - One pipe-two pipe connection



Positie thermostaatkop en aanvoer warm CV water altijd rechts.
 La position de la tête de vanne thermostatique et l'arrivée de l'eau chaude CC toujours à droite.
 Position des Thermostaatkopfes oder Vorlauf Heizwasser ZH immer rechts.
 Position of the thermostatic head and warm CH water always right.

